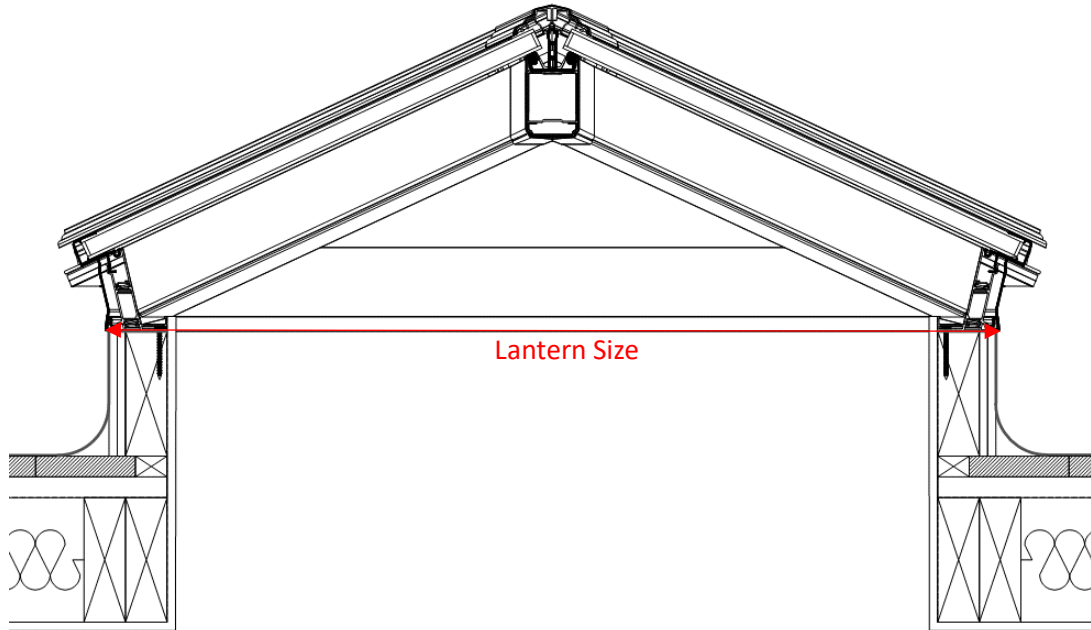


Flat Roof Lantern Setting Out Guide

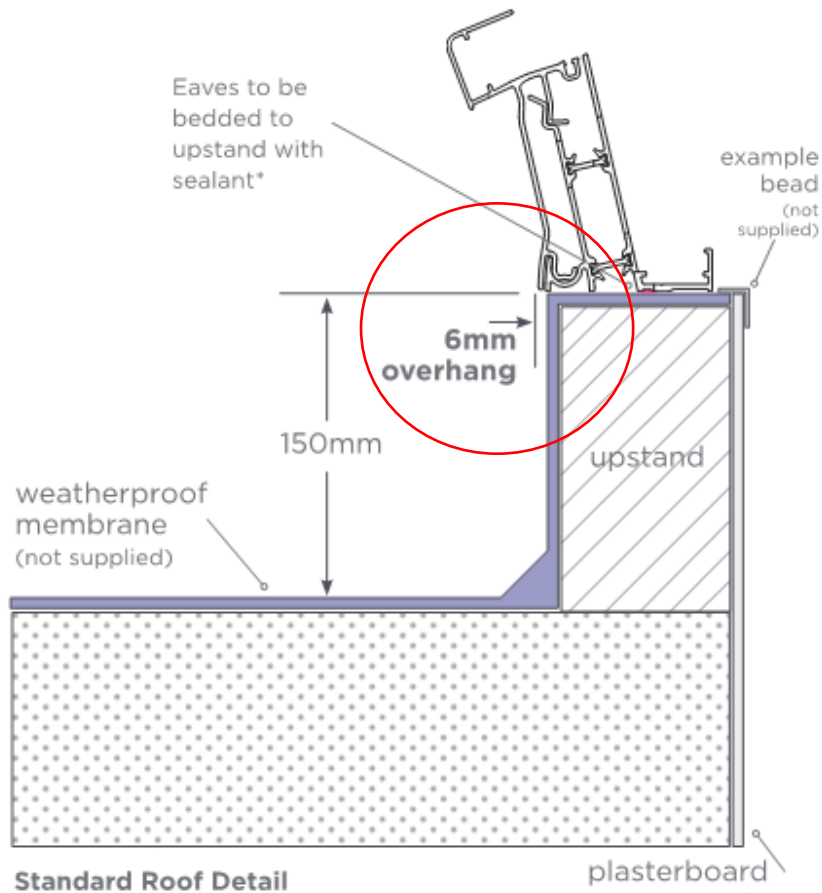
The following guide is aimed towards providing you, the installer with sufficient information as to how to properly prepare your roof opening prior to receiving your Keylite Roof Lantern.

The Keylite Roof Lantern & How It Differs from Others.

The lantern size is the external frame size of the lantern itself, measured from the base of the product.



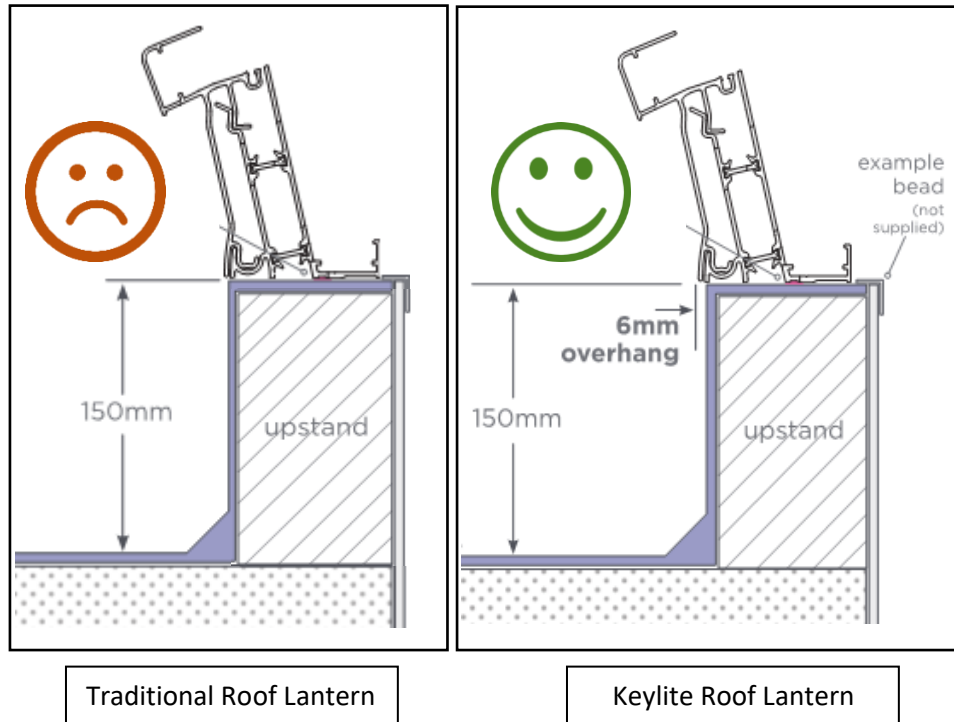
Keylite require there to be a 6mm overhang of the lantern frame on the upstand all the way around the perimeter of the lantern. See below;



Flat Roof Lantern Setting Out Guide

The overhang allows for any build-up of condensation internally, a chance to filter through the internal drainage channels and make its way naturally to the outside. There are a number of weep holes in the underside of the aluminium glazing borders that enable the water to egress the lantern and drip down onto the roof covering below.

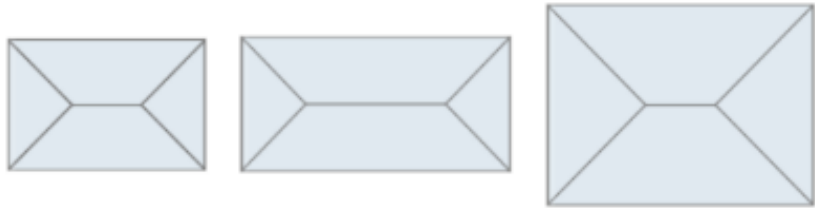
Traditional lanterns used to be installed with the roof lantern frame flush to the finished up stand, the installers would have then added a silicone seal around the perimeter along the intersect of the base of the frame and the upstand as a means of trying to prevent any water from travelling to the inside of the property at this problem area.



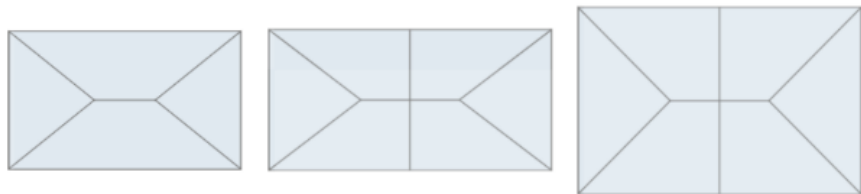
It is imperative that the 6mm overhang is adhered to, as were the Keylite Flat Roof Lantern to be installed square to the upstand and this silicone seal applied then the built in drainage channels would be blocked and any water as a result of naturally forming condensation would build up inside the unit as it physically has nowhere else to go.

Flat Roof Lantern Setting Out Guide

Some examples of our standard sizes are listed below;



Product Code	FRL 1510	FRL 2010	FRL 2015
Approximate Height	358mm	358mm	474mm
Total Weight	62KG	78KG	106KG
	Length x Width (mm)	Length x Width (mm)	Length x Width (mm)
Lantern Size	1500mm x 1000mm	2000mm x 1000mm	2000mm x 1500mm
External Finished Size	1488mm x 988mm	1988mm x 988mm	1988mm x 1488mm



Product Code	FRL 2515	FRL 3015	FRL 3020
Approximate Height	474mm	474mm	591mm
Total Weight	127KG	152KG	193KG
	Length x Width (mm)	Length x Width (mm)	Length x Width (mm)
Lantern Size	2500mm x 1500mm	3000mm x 1500mm	3000mm x 2000mm
External Finished Size	2488mm x 1488mm	2988mm x 1488mm	2988mm x 1988mm